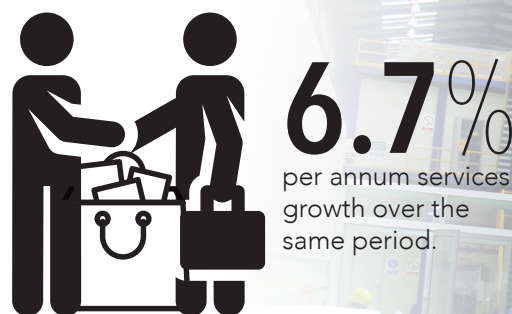
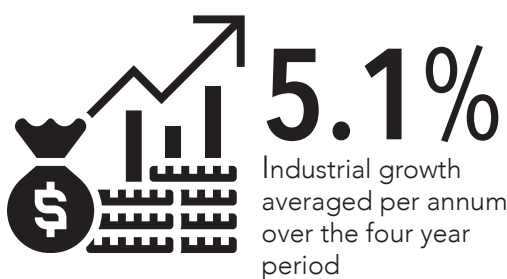
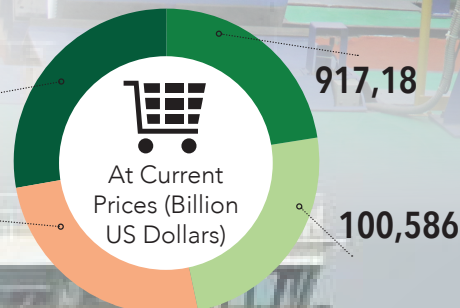
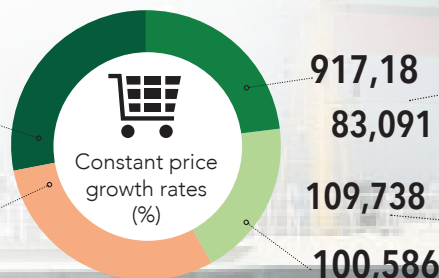
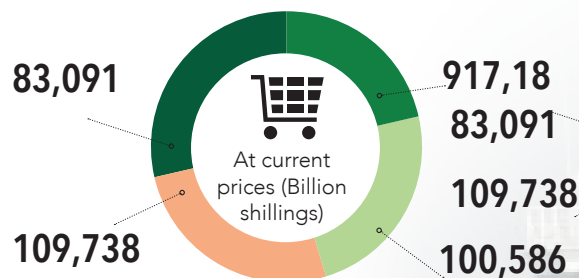
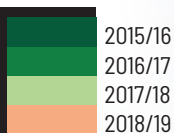


UGANDA'S ECONOMY PICKING MOMENTUM

The performance of the Uganda's economy has picked momentum from the low growth of two years ago and the growth rate has averaged 5.3 per cent over the last four years. *Daily Monitor's Paul Murungi* writes.



GDP at market prices

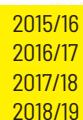


The growth outlook is positive, with the economy projected to grow at 6-7 % in the medium term.

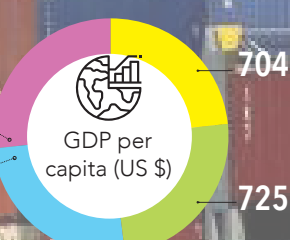
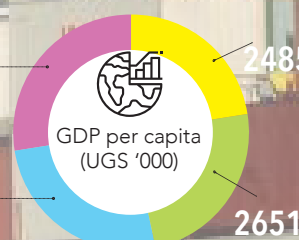
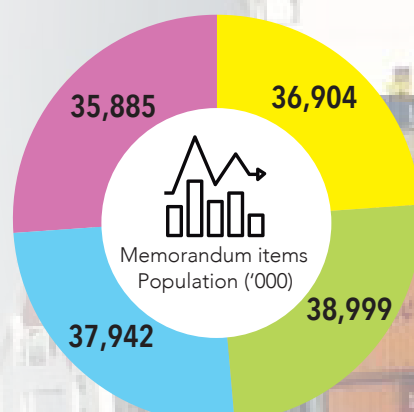
Government has taken up a 32% stake in Atiaka Sugar Factory. Government is prioritizing investment in industrial parks to support industrialization and create jobs.

Industrialization to promote exports using primarily agriculture as the base. This includes industrialization along the agricultural value chain, light manufacturing, and processing our minerals into finished products.

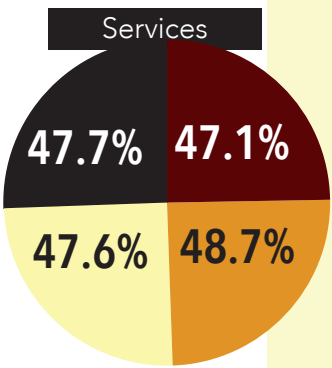
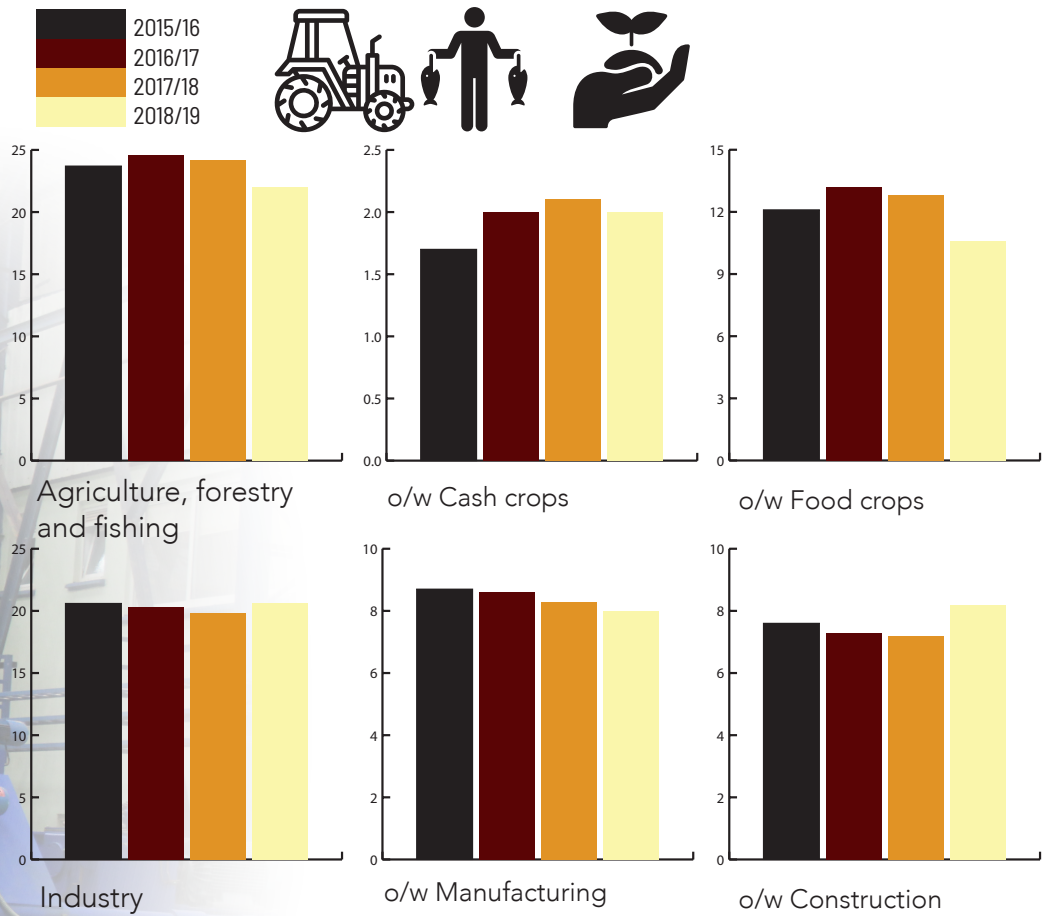
Increasing production and productivity in the agricultural sector by investing in quality inputs, extension services, storage facilities, access to markets by improving standards and quality of agro-processing, and better coordination of agencies involved in agriculture, easing agricultural finance including implementation of the guarantee scheme.



GDP per capita at current prices

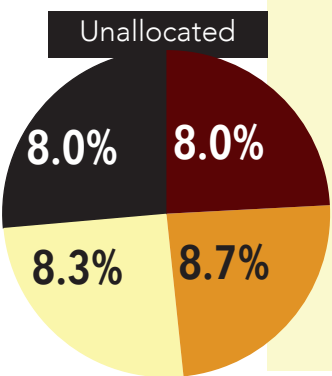


Gross Domestic Product by economic activity (% contribution to GDP)



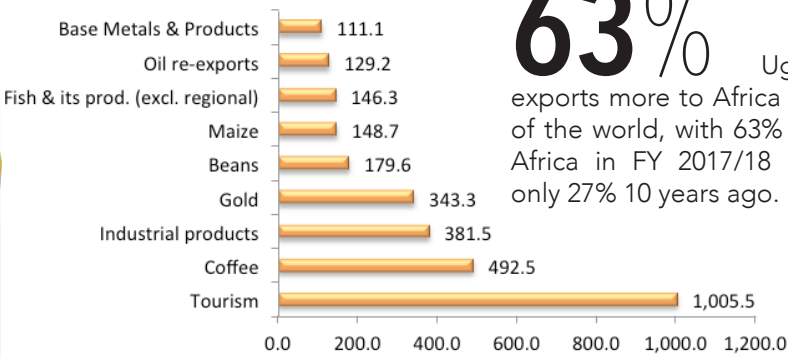
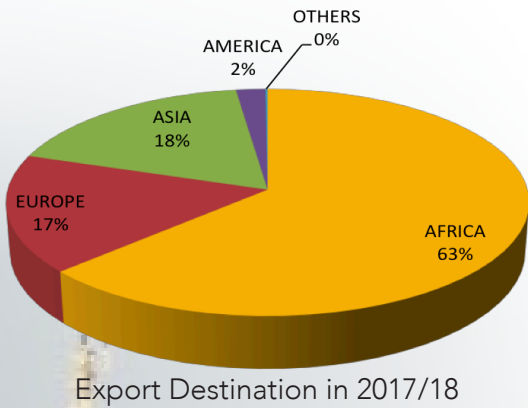
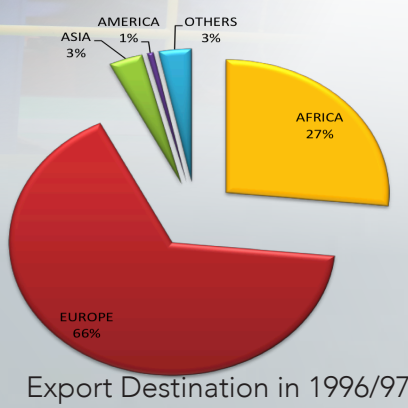
Export performance

8.2% Exports grew at 8.2 % in 2017/18, higher than the 6.1% growth in the economy. The total value of goods and services exported in 20178 was \$5.369 billion.



4.5m Coffee remains the major export crop, and this has been boosted by the recent launch of the 2020 Coffee Road map which has resulted in increased volumes reaching 4.5 million bags in FY 2017/18.

Major export earners (USD m) in FY 2017/18



63% Uganda now exports more to Africa than the Rest of the world, with 63% of exports to Africa in FY 2017/18 compared to only 27% 10 years ago.

The health of the financial sector

6.2% The stock of private sector credit registered annual growth of 10.9 per cent at the end 2018 compared to 6.2% the previous year.

12% Private sector credit remains low at 12% of GDP, which is inadequate to play a more supportive role to economic growth.

Financial inclusion



85% About 85% of Ugandans have access to financial services, including through mobile money.

Fiscal performance

Revenue performance in FY2017/18 improved by 0.3 percent of GDP, amounting to Ushs15,507 billion.

Low agricultural productivity



70% About 70 percent of the population depends on agriculture which has grown at 2 percent on average in the five years to 2016/17.

High cost of capital



\$15m Government has capitalized UDB up to Ushs 272 billion. On top of this, Government has guaranteed loans of \$15 million and USD \$5 million from African Development Bank (AfDB) and Exim Bank of India for SMEs.



High unemployment

600,000 The new entrants to the labour market are about 600,000 per annum